


Rocky Bottom Streams



This type of stream has rocky substrate and riffles. It usually has a greater slope and faster-moving water.

Habitat Types

Riffles: Shallow, fast-moving areas of water with a depth of 3-12 inches and cobble-sized stones (2 to 10 inches) or larger.




Runs: stretches of water generally downstream of a riffle with a moderate current, deeper water, and smooth surface. Lacks the exposed cobbles that produce riffles.



Pools: slow moving, deeper portions of streams. Typically found on bends.


Muddy Bottom Streams



This type of stream is usually slow-moving with less of a slope. ***Typically only found east of I-95.***

Habitat Types

Riffles: Shallow, fast-moving areas of water with a depth of 3-12 inches and cobble-sized stones (2 to 10 inches) or larger.



Stream banks: the edge of the stream - may be vegetated, bare soil, undercut, or eroded.



Woody snags: areas where tree trunks or limbs have fallen into the stream.

Submerged aquatic vegetation: any plant growing under or out of the water of the stream.

