

VIRGINIA SAVE OUR STREAMS

2022 REPORT



Izaak Walton League of America
VASOS.ORG

VA SOS 2022: BY THE NUMBERS

THE BOUNCE BACK CONTINUES

After the dip in trainings and monitoring in 2020, we were glad to see people return to the field with gusto in 2021! 2022 has continued this trend and we are happy to report another big year of growth for the VA SOS program!

**NEWLY CERTIFIED
MONITORS** | **168**

**NEW
MONITORING
SITES** | **125**

**CERTIFICATION
TRAININGS** | **33**

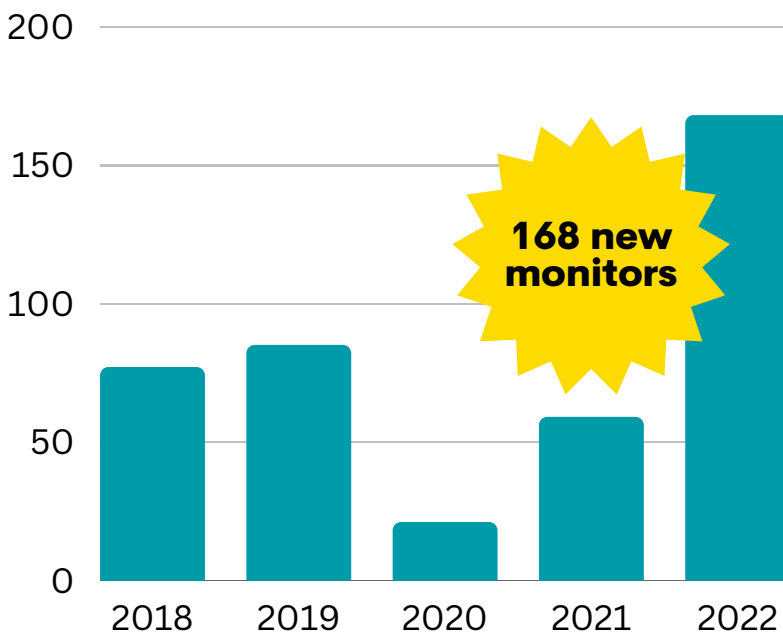
**NEW COUNTIES
MONITORED** | **7**

**NEW VOLUNTEER
TRAINERS** | **5**



GROWING THE VA SOS NETWORK

New SOS Monitors Certified in Virginia



Not only did the program continue to grow in 2022, we *doubled* the pre-COVID number of newly certified monitors! Volunteers are doing a great job of recruiting new monitors and spreading the word about VA SOS monitoring!

Our new monitors come from Master Naturalist chapters, Izaak Walton League of America chapters, Soil & Water Conservation Districts, schools, and other watershed health organizations!

NEW CERTIFIED TRAINERS

Our 5 new trainers will continue to grow our network in Franklin, Bedford, Henry, Campbell, Halifax, Pittsylvania, & Prince William counties!



2022 MONITORING IN VIRGINIA

\$10,451

reimbursed to 26 monitoring groups purchasing equipment

309

data submissions in Virginia (285 approved in the quality assurance process)

\$4,317

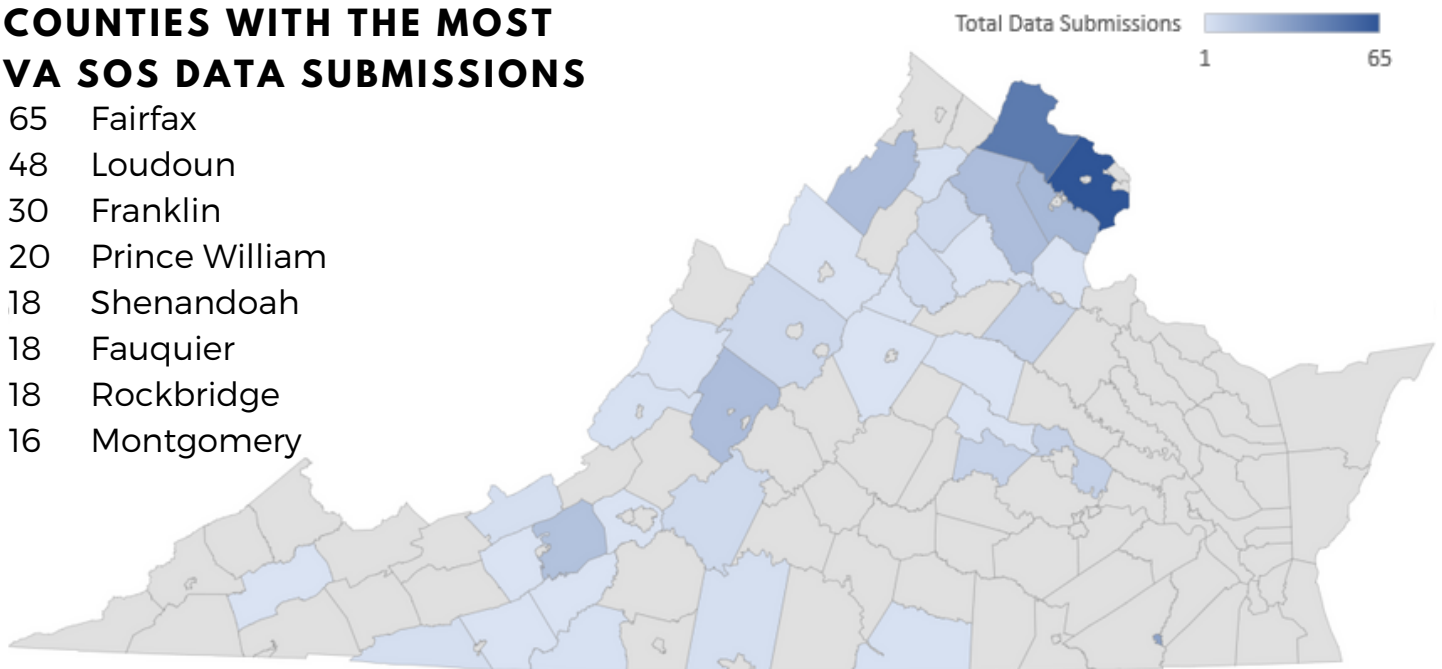
spent to purchase equipment for teachers to use with their students

781

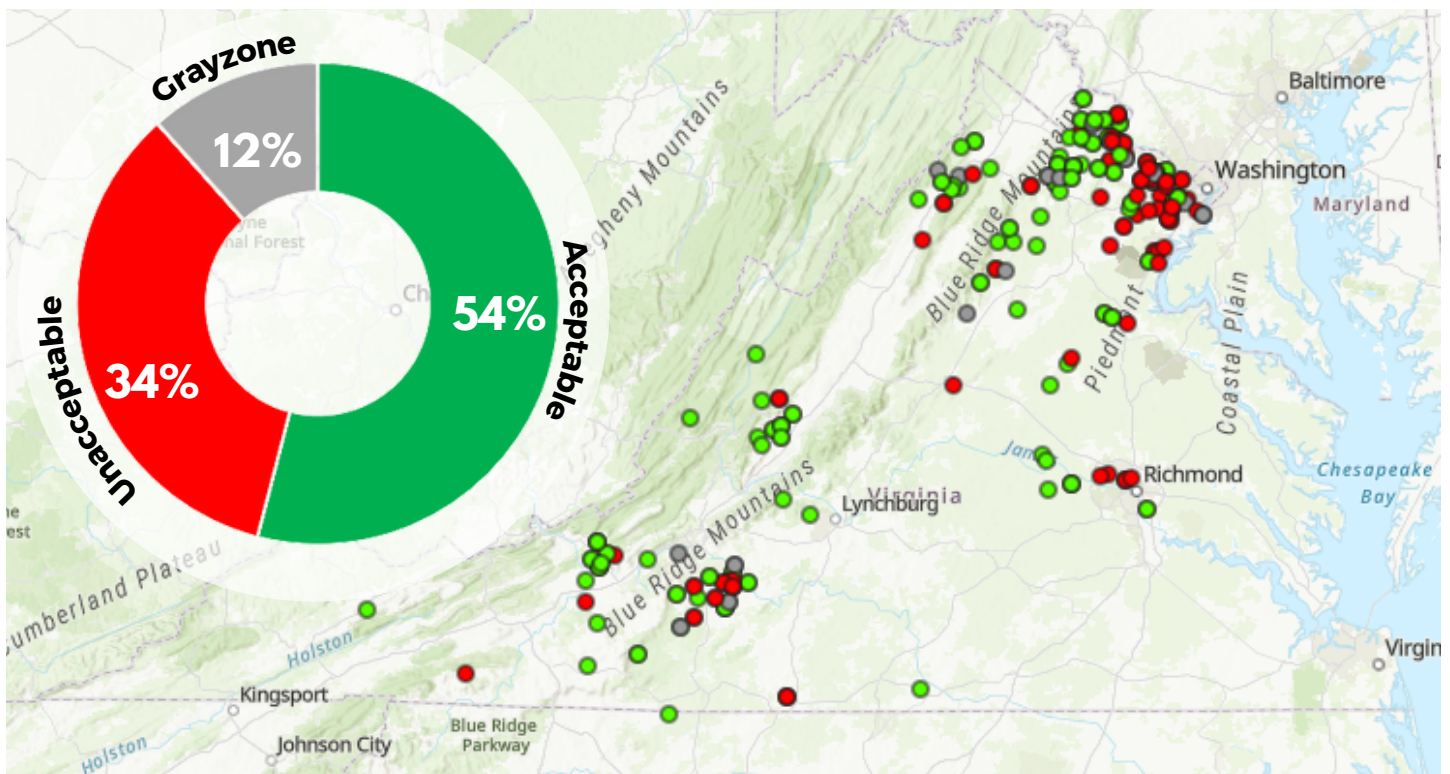
Salt Watch kits mailed to Virginian's testing their streams for chloride pollution

COUNTIES WITH THE MOST VA SOS DATA SUBMISSIONS

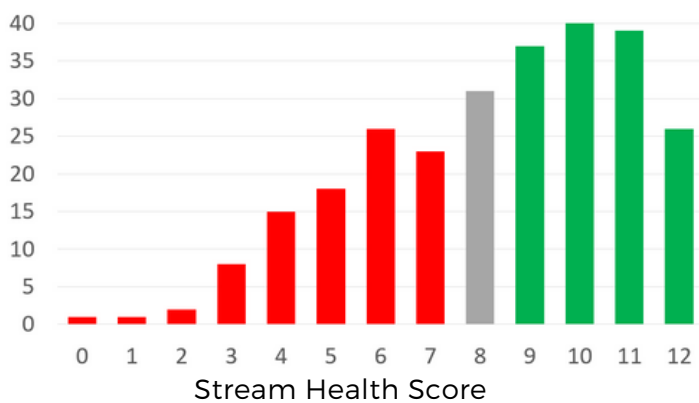
65	Fairfax
48	Loudoun
30	Franklin
20	Prince William
18	Shenandoah
18	Fauquier
18	Rockbridge
16	Montgomery



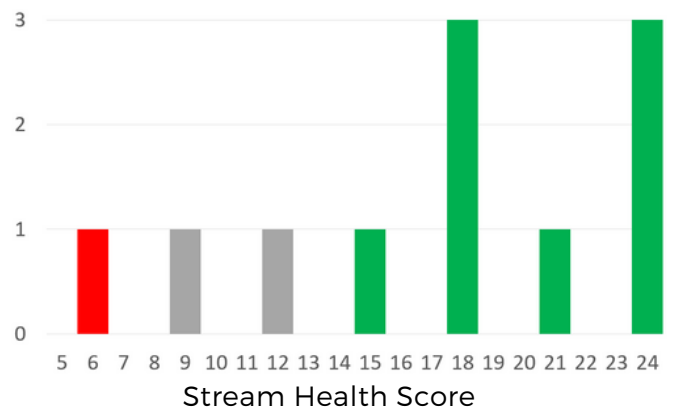
SCORING VIRGINIA'S STREAMS



ROCKY BOTTOM STREAM SCORES
Total 270 approved data points



MUDDY BOTTOM STREAM SCORES
Total 15 approved data points



SALT WATCH: 2021-2022 SEASON

781

Kits sent to VA
Salt Watchers

296

Sample
Locations

463

Test Results
Submitted

OF RESULTS

0-30 ppm

178

31-100 ppm

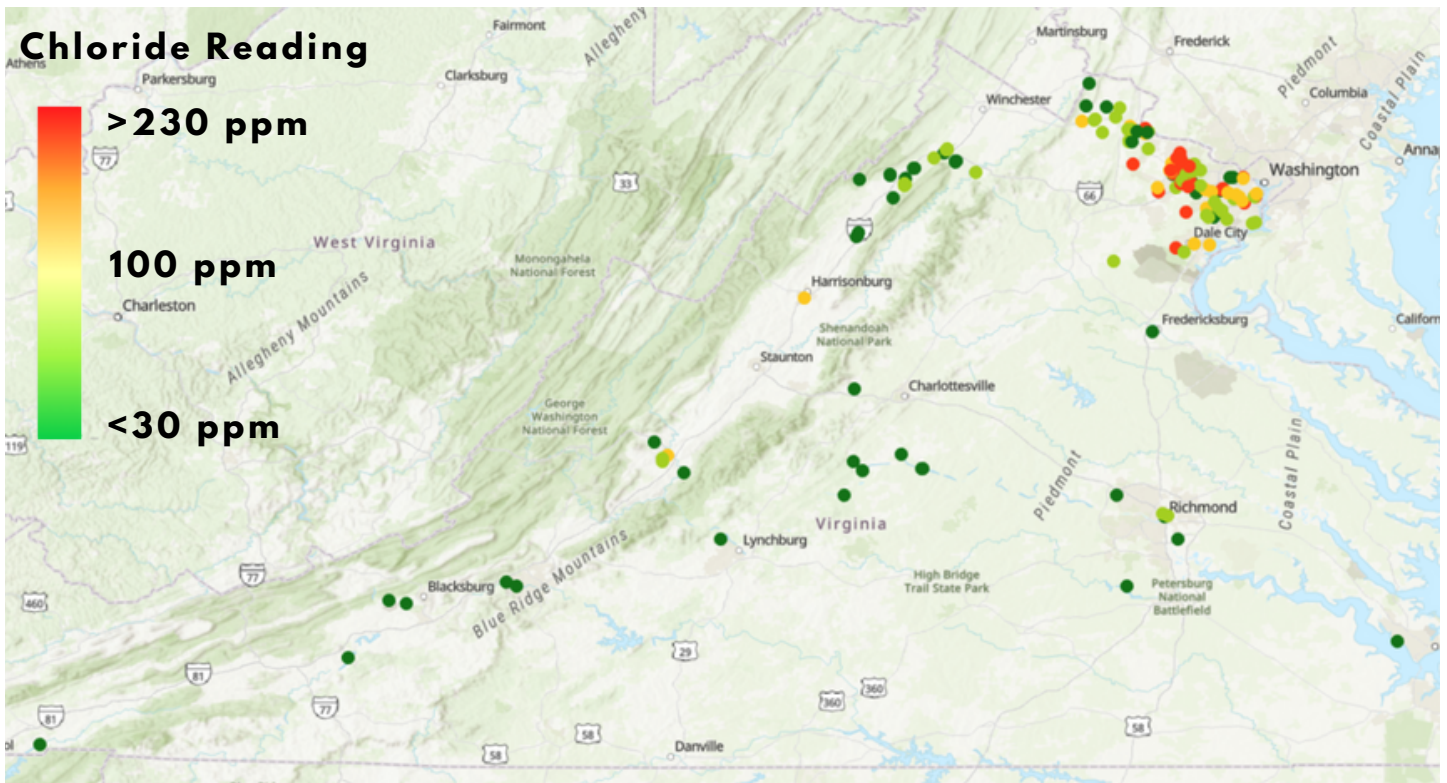
106

101-230 ppm

77

230+ ppm

102



THANK YOU!

We are so grateful to our wonderful monitors, trainers, and coordinators for their commitment to protecting Virginia's waterways for the health and enjoyment of our wildlife and our communities. We also thank the Virginia Department of Environmental Quality, the Chesapeake Bay Restoration Fund, and the Virginia Division of the Izaak Walton League for making the VA SOS program possible.



VIRGINIA
SAVE OUR
STREAMS

CONTACT US:
VASOS@iwla.org